

# MOD. 4650 STELVIO



## Revêtement

Microfibre et tissu  
Pas déhoussable

## Structure

Bois massif renforcé par panneaux de particules

## Rembourrage dossier

Mousse de polyuréthane

## Rembourrage assise

Mousse de polyuréthane

## Suspension dossier

Sangles élastiques

## Suspension assise

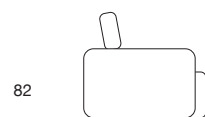
Sangles élastiques

## Pieds

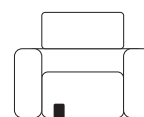
H 4cm

## Informations supplémentaires

Accoudoirs réglables, assise électrique coulissante

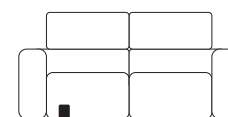


113



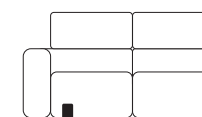
CA

116



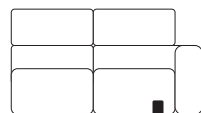
DA

186



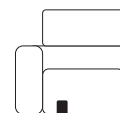
CN

163



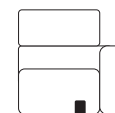
CM

163



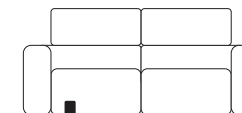
C3

93



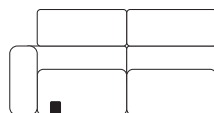
C4

93



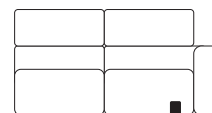
DC

226



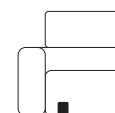
C1

205



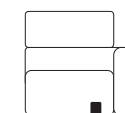
C2

205



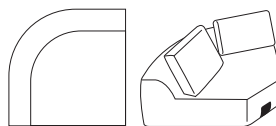
L3

113



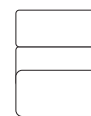
L2

113



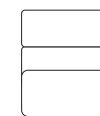
CC

143x143



CB

70



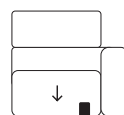
LT

91



T3

113



T6

113



SS

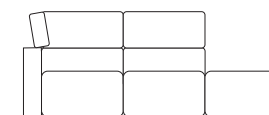
91



BA

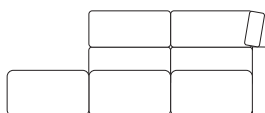
90x70

h.39



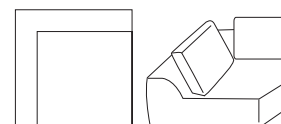
HD

250



HE

250



PH

122x122



N2

47x15

h.25



N3

65x15

h.25

# MOD. 4650 STELVIO



## Revêtement

Microfibre et tissu  
Pas déhoussable

## Structure

Bois massif renforcé par panneaux de particules

## Rembourrage dossier

Mousse de polyuréthane

## Rembourrage assise

Mousse de polyuréthane

## Suspension dossier

Sangles élastiques

## Suspension assise

Sangles élastiques

## Pieds

H 4cm

## Informations supplémentaires

Accoudoirs réglables, assise électrique coulissante

